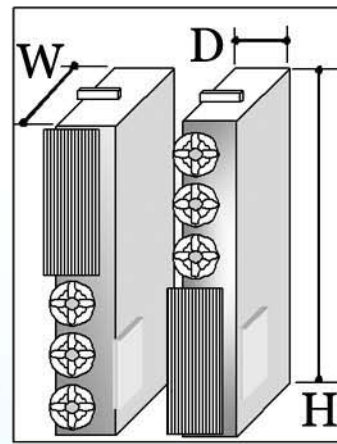


Thermo Shutter Specifications

Model	MTS-214	MTS-244	MTS-274	MTS-304	MTS-334	MTS-364	MTS-394
H: Height (ft)	6.9	7.9	8.9	9.8	10.8	11.8	12.8
D: Depth (ft)	1						
W: Width (ft)	2						
Standard Door Opening (ft)	Up to 10' feet maximum						
Est. weight: left & right (lbs)	176 + 176	198 + 198	231 + 220	243 + 243	276 + 265	287 + 287	309 + 309
Material	304SS(Except: Fan and Terminal Box)						
Fan	8.7 inches						
Fan Quantity	6	8	9	10	11	12	12
Watts per fan	75W						
Voltage / Phase / Amps	208-230V / 3phase / 38 Amps						
Rated Amp.(A) 50Hz/60Hz	25 / 23	33 / 30	37 / 34	41 / 38	45 / 42	49 / 46	49 / 46
Ambient Condition	Temp:14F~113F Relative Humidity: 90% or lower (No moisture, No frosting)						
Option	Power Transformer 480 volt / 208 volt or VFD operation						
Accessories	Ceiling and side blind plates, with or without rubber gasket for maximum air seal. Drain connection for wash down.						

- ◆ Consult Mycom for alternate H dimension other than the list above
- ◆ The numbers of fans may vary depending upon your special request.
- ◆ Specifications may be subject to change without notice



Vancouver, BC (Canada)
(604) 270-1544

Seattle, WA
(206) 284-9280

Torrance, CA
(310) 328-1362

Modesto, CA
(209) 545-9752

San Antonio, TX
(210) 599-4518



Toronto, ON (Canada)
(905) 564-0664

York, PA
(717) 779-0138

Chicago, IL
(630) 645-2205

www.mayekawausa.com

www.mycomcanada.com

Information on this brochure is subject to change without notice.

MAYEKAWA

THERMO SHUTTER



MYCOM

US Patent

7037189B2

High Quality Air Curtain for Industrial Freezers and Coolers

Air Barrier Efficiency 75% Average

* Awarded 2004 Best Energy Saving Equipment by both Japanese Energy Ministry and the Japanese Refrigeration and Air Conditioning Association.

Reduction in Power Consumption

Maximum of 50% in summer condition
Average of 30% reduction can be expected yearly..

Minimizing Refrigeration Equipment

Minimum of 50% reduction in heat infiltration
Minimize refrigeration system equipment sizing

Fewer System Defrosts

Amount of frost buildup can be reduced.
Fewer defrosting periods

Hygienic

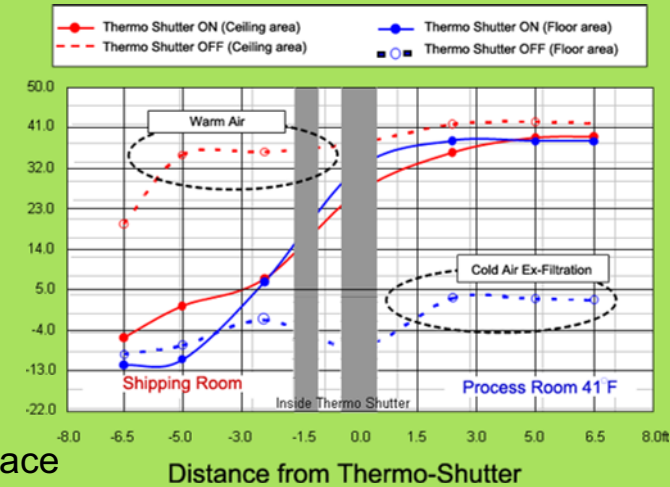
The interior is always kept clean by keeping insects and dirt out.

Improvement in Product Quality Control

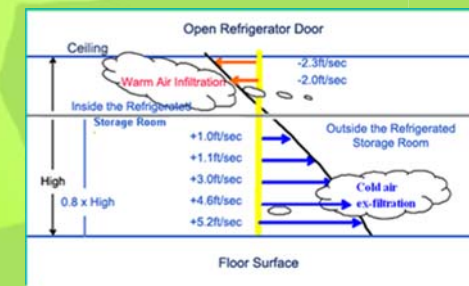
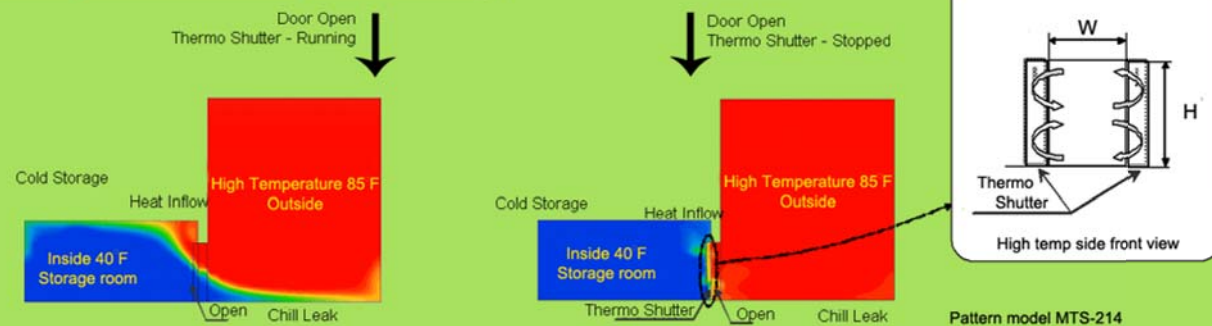
Lower changes in room temperature year round
Prevention of insects or dirt from entering the space

Reduced safety hazards

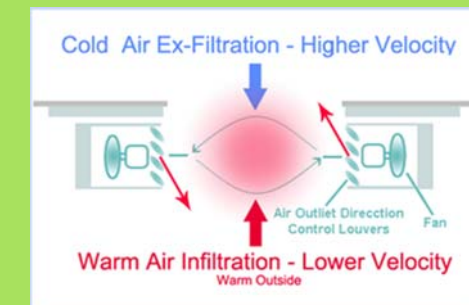
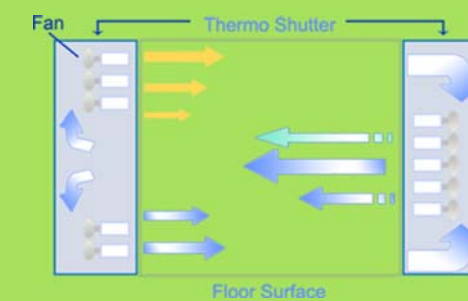
Maximum entrance visibility
Reduced slip hazards by preventing ice or moisture on the floor.



Actual Facility Thermo Graphics



The Thermo Shutter is competitively one of the best initial cost and space savings air doors on the industrial market.



The Thermo Shutter adjustable high velocity air pattern effectively creates barriers at the threshold top to prevent warm air infiltration and at the bottom to prevent cold air ex-filtration. The average barrier is 75%, depending on the doorway width.

Installation Examples

